


final program · workshops



icrcc-congress on
colorectal cancer
ulm, 9-11 october 2014

faculty

Arai Tomio, Tokyo / J
Barth Thomas, Ulm / GER
Baral Jörg, Karlsruhe / GER
Beer Meinrad, Ulm / GER
Beets-Tan Regina, Maastricht / NL
Belli Giulio, Neapel / Italy
Benz Stefan Rolf, Sindelfingen / GER
Büchler Markus, Heidelberg / GER
Deraco Marcello, Milan / Italy
Fantini Corrado, Neapel / Italy
Fietkau Rainer, Erlangen / GER
Ghadimi Michael, Göttingen / GER
Havenga Klaas, Groningen / NL
Henne-Bruns Doris, Ulm / GER
Formentini Andrea, Ulm / GER
Ishiwata Toshiyuki, Tokyo / J
Ji Zhen-Ling, Nanjing / RC
Koch Moritz, Dresden / GER
Koizumi Koichi Tokyo / J
Kornmann Marko, Ulm / GER
Kunz Reiner, Berlin / GER
Link Karl-Heinrich, Wiesbaden / GER
Ludwig Leopold, Ulm / GER
Maurer Christoph A., Bern / CH
Merk Johannes, Ulm / GER
Mori Takeo, Tokyo / J
Möller Peter, Ulm / GER
Mroczkowski Pawel, Magdeburg / GER
Otto Stephanie, Ulm / Ger
Pabst Urs, Herne / GER
Paschke Stephan Ulm / GER
Raab Hans-Rudolf, Oldenburg / GER
Reymond Marc, Herne / GER
Tanaka Soichi, Tokyo / J
Sailer Marco, Hamburg / GER
Seufferlein Thomas, Ulm / GER
Staib Ludger, Esslingen / GER
Steinacker Jürgen, Ulm / GER
Stelzner Sigmar, Dresden / GER
Yasuno Masamichi, Tokyo / J
Yin Lu, Shanghai / RC
Wagner Martin, Ulm / GER
Weitz Jürgen, Dresden / GER
Weyland Peter, Biberach / GER
Wiegel Thomas, Ulm / GER
Wolf Anna, Ulm / GER
Zemlyanoy Vyacheslav, St. Petersburg / RU

A list with full addresses of the faculty is available on request separately.

icrcc-congress on colorectal cancer ulm, 9-11 october 2014

Honorary President 2014
Torbjörn Holm, Stockholm / S

Organizing Committee
Doris Henne-Bruns, Ulm / GER
Marko Kornmann, Ulm / GER
Karl-Heinrich Link, Wiesbaden / GER

Advisory Board

Surgery
Markus Büchler, Heidelberg / GER
Marcello Deraco, Milan / Italy
Torbjörn Holm, Stockholm / S
Zhen-Ling Ji, Nanjing / CN
Christoph A. Maurer, Bern / CH
Takeo Mori, Tokyo / J

Gastroenterology, Oncology
Koizumi Koichi, Tokyo / J
Thomas Seufferlein, Ulm / GER
Masamichi Yasuno, Tokyo / J

President
Marko Kornmann, Ulm / GER

Gregor Cammerer, Ulm / GER
Andrea Formentini, Ulm / GER
Stephan Paschke, Ulm / GER

Pathology
Peter Möller, Ulm / GER
Toshiyuki Ishiwata, Tokyo / J

Radiology
Meinrad Beer, Ulm / GER
Regina Beets-Tan, Maastricht / NL

Radiotherapy
Rainer Fietkau, Erlangen / GER
Thomas Wiegel, Ulm / GER

Under the auspices of



AIO

addz
arbeitsgemeinschaft
deutscher darmkrebszentren

KREBSVERBAND
BADEN-WÜRTTEMBERG E.V.



scientific program on thursday, 9th oct. 2014

Welcome Marko Kornmann 13.30 h
Opening Karl-Heinrich Link, Wiesbaden / GER
President of the ICRC

Session 1 13.45-15.15 h

Anatomy and Pathology - Lessons for Surgeons and Gastroenterologists

Chairmen: Takeo Mori, Tokyo / J - Meinrad Beer, Ulm / GER

Surgical anatomy of the lower rectum. What do we know?
Sigmar Stelzner, Dresden / GER

Risk classification of polyps and cancer –
Impact of pathology to determine the prognosis
Tomio Arai, Tokyo / J

Definition of lymph node and tumor satellite –
does it make a difference?
Thomas Barth, Ulm / GER

Autonomic nerves are seven times at risk.
Anatomy of the pelvis revisited.
Klaas Havenga, Groningen / NL

Coffee break: 15.15-15.30 h

Session 2 15.30-16.10

Recent Advances in Imaging

Chairmen: Lu Yin, Shanghai / CN - Reiner Kunz, Berlin / GER

What can we expect from endosonography for
rectal cancer staging in the future?
Marco Sailer, Hamburg / GER

What can we expect from modern MRI for
colorectal cancer staging in the future?
Meinrad Beer, Ulm / GER

Short break: 16.10-16.20 h

scientific program on thursday, 9th oct. 2014

Session 3

16.20-18.00 h

Surgery of colon cancer

Chairmen: Zhen-Ling Ji, Nanjing / CN - Peter Möller, Ulm / GER

Outcome after colon cancer surgery in Japan –
Update on the Japanese techniques
Takeo Mori, Tokyo / J

Laparoscopic right hemicolectomy in CME technique –
Evidence of benefit? (including video)
Stefan Rolf Benz, Böblingen / GER

Standards of colon cancer resections in China (video)
Lu Yin, Shanghai / CN

Outcome after colon resection –
do old patients benefit most from laparoscopic surgery
Pawel Mroczkowski, Hans Lippert, Magdeburg / GER

Welcome Mixer during the poster presentation starting at 18.00 h

Poster Presentation to all topics

18.00-19.00 h

Location for short oral presentation and poster presentation:
Seminar Room

Short oral Presentations of Poster Abstracts

Chairmen: Sigmar Stelzner, Dresden / GER - Andrea Formentini, Ulm / GER

3 min presentation time and 5 min discussion each presentation

Poster group I

Chairmen: Pawel Mroczkowski, Magdeburg / GER - Thomas Barth, Ulm / GER

5 min presentation time at the poster, each presentation

Poster group II

Chairmen: Andrey Ivanov, St. Petersburg / RU - Gregor Cammerer, Ulm / GER

5 min presentation time at the poster, each presentation

program see page: 14 ff

actual program for poster presentation will be also handed out onsite

scientific program on friday, 10th oct. 2014

Session 4

08.00-09.15 h

Selected topics

Chairmen: Soichi Tanaka, Tokyo / J - Martin Wagner, Ulm / GER

Experience of introduction of laparoscopic technology
in colorectal cancer

Vyacheslav Zemlyanoy, Saint Petersburg / RU

TEM - ESD: A new approach for large rectal adenomas

Jörg Baral, Karlsruhe / GER

Pressurized Intraperitoneal Aerosol Chemotherapy (PIPAC)
with oxaliplatin as a palliative therapy in peritoneal
carcinomatosis of colorectal origin

Urs Pabst, Marc Reymond, Herne / GER

Is a controlled randomised trial the non-plus-ultra-design?
A contribution to discussion on comparative, controlled
non-randomised trials

Wilhelm Gaus, Ulm / GER

Coffee Break: 09.15 - 09.30 h

Session 5

09.30-11.00 h

Screening and local treatment of colon and rectal cancer: Local Excision

Chairmen: Klaas Havenga, Groningen / NL – Marco Sailer, Hamburg / GER

Screening of colon cancer: Updated results from Japan

Soichi Tanaka, Tokyo / J

Effects of screening colonoscopy – New data from the
health care system in Germany

Leopold Ludwig, Ulm / GER

Endoscopic polypectomy: Are there any limits?

Koichi Koizumi, Tokyo / J

Treatment of complications after colonoscopy:

Do we always need surgery?

Martin Wager, Ulm / GER

Coffee Break: 11.00 - 11.15 h

scientific program on friday, 10th oct. 2014

Key note lecture: Surgery of rectal cancer
Chairman: Marko Kornmann, Ulm / GER

11.15-12.00 h

Extra-levator abdominoperineal excision:
short and long term outcome (video included)
Torbjörn Holm, Stockholm / S

Lunch break: 12.00-12.45 h

Session 6

12.45-14.15 h

Treatment options and liver resection in stage IV disease

Chairmen: Torbjörn Holm, Stockholm / S – Michael Ghadimi, Göttingen / GER

Laparoscopic liver resection – Are there any limits
Corrado Fantini, Giulio Belli, Neapel / IT

Preoperative chemotherapy for liver metastases:
Is prediction of response possible
Masamichi Yasuno, Tokyo / J

Liver surgery in China – Is the laparoscopic approach standard?
Zhen-Ling Ji, Nanjing / CN

Remove the primary and then start chemotherapy for liver metastases
Moritz Koch, Jürgen Weitz, Dresden / GER

Coffee Break: 14.15-14.30 h

Session 7

14.30-15.45 h

Multimodal concepts and treatment individualization

Chairmen: Koichi Koizumi, Tokyo / J – Karl Heinrich Link, Wiesbaden / GER

Impact of molecular markers on the choice of palliative treatment
Thomas Seufferlein, Ulm / GER

Intensified neoadjuvant treatment in rectal cancer including
molecular biomarkers – Where do we stand?
Michael Ghadimi, Göttingen / GER

Chemotherapy for high risk colon cancer patients:
Update of recommendation
Masamichi Yasuno, Tokyo / J



scientific program on friday, 10th oct. 2014

Coffee break: 15.45 - 16.00 h

Key note lecture 16.00-16.45 h
Chairman: Thomas Seufferlein, Ulm / GER

Staging and restaging of rectal cancer using MRI:
Where do we stand?
Regina Beets-Tan, Maastricht / NL

ICRCC-Meeting 17.00 - 17.30 h

Meeting of the ICRCC- members in Seminar Room

scientific program on saturday, 11th oct. 2014

Session 8 09.15-10.45 h

How I do it

Chairmen: Christoph A. Maurer, Bern / CH – Ludger Staib, Esslingen / GER

Resection of lung metastases
– indications and minimal-invasive approach
Johannes Merk, Ulm / GER

Reconstruction after rectal cancer resection – how I do it
Christoph A. Maurer, Bern/ CH

Extended resection in primary and recurrent rectal cancer
– How far should we go?
Hans-Rudolf Raab, Oldenburg / GER

Coffee break: 10.45 - 11.00 h

Session 9 11.00-12.15 h

Debate: Neoadjuvant therapy of rectal cancer

Chairmen: Hans-Rudolf Raab, Oldenburg / GER – Thomas Wiegel, Ulm / GER

Do we irradiate too much in rectal cancer? 30 min
Markus Büchler, Heidelberg / GER

Do we operate too much in rectal cancer? 30 min
Rainer Fietkau, Erlangen / GER

Debate / open panel 15 min
M. Büchler, R. Fietkau, T. Mori, H.-R. Raab, Th. Wiegel

Key note lecture 12.15-13.00 h

Chairman: Doris Henne-Bruns, Ulm / GER

Peritoneal carcinosis - who needs HIPEC treatment?
Marcello Deraco, Milan / IT

ICRCC-Awards and Closing remarks 13.00 h

Marko Kornmann, Karl Heinrich Link
for the ICRCC

Farewell coffee and lunch: 13.00 h

scientific program on saturday, 11th oct. 2014

Language only German

13.30 - 14.30 h

Patiententag

„Darmkrebs – Wie kann man vorbeugen?“

Wein und Gesundheit
Prof. Dr. med. Ludger Staib
Chirurgische Klinik Esslingen

Sport und Krebs
Stephanie Otto, Prof. Dr. med. Jürgen Steinacker
Universitätsklinikum Ulm

Einfluss des Körpergewichts auf die Krebsentstehung
PD Dr. med. A. Wolf
Chirurgische Klinik, Universitätsklinik Ulm

Darmspiegelung zur Vorbeugung von Darmkrebs
PD Dr. med. Andrea Formentini
Chirurgische Klinik, Universitätsklinik Ulm

Leitung: Dr. med. Stephan Paschke,
Chirurgische Universitätsklinik Ulm

Öffentlichkeitsforum für Patienten und deren Angehörige
keine Anmeldung erforderlich



Darmzentrum **ulm**



workshops and hands-on courses

Workshop (Sprache nur Deutsch)

Psychoonkologie „Das Erstgespräch und die weitere Begleitung“
Topic:

- Das strukturierte Erstgespräch in 5 Schritten
- Beschwerden des Patienten – Empathie mit Maß und Ziel
- Die Belastung von Patient und Therapeut
- Bewältigungsstrategien

Das Gespräch spielt eine entscheidende Rolle in der Begleitung Krebskranker, in allen Phasen der Erkrankung. Gegenstand dieser Gespräche sind die Belastungen des Patienten und dessen ganz persönliche Art, mit diesen umzugehen. Wie schaffe ich als behandelnder Kliniker/Therapeut die Basis für eine vertrauensvolle, hilfreiche Beziehung – und einen hierdurch gekennzeichneten gelungenen Dialog?

Im ersten Teil des Workshops soll ein stark strukturiertes Modell für solch ein Gespräch vorgestellt werden, zusammen mit einem kurzen Ausflug in die Logik der Gefühle, Betrachtungen über den Begriff der Empathie, wie auch der typischen Bewältigungsstrategien, die wir bei unseren Patienten beobachten können. Nach der Pause werden konkrete Beispiele vorgestellt - auch aus der Arbeit der Teilnehmer - mit Gelegenheit zur Diskussion.

Freitag, 10. Oktober 2014: 13.00 – 17.00 h mit Pausen

Leitung des Workshops: Dr. med. Peter Weyland, Biberach
Vom Kongress gesonderte Anmeldung ist erforderlich.

Für Interessenten am Psychoonkologischen Workshop, die nicht am Kongress teilnehmen wollen, wird eine Workshop-Teilnahmegebühr in Höhe von Euro 70 erhoben. Bei regulärer Anmeldung zur Kongressteilnahme entfällt diese Gebühr.


Anmeldung für den Workshop unter
www.emts-online.de oder www.icrcc.de

ETHICON

PART OF THE *Johnson-Johnson* FAMILY OF COMPANIES

LINEAR CUTTER 55/75

Mit einstellbarer Klammerhöhe
und 6 Klammernahreihen



Johnson & Johnson MEDICAL GmbH
ETHICON Surgical Care
Hummelsbütteler Steindamm 71
22851 Norderstedt

www.ethicon.com

ANZ003, Stand 05/2013
©2013 Johnson & Johnson

workshops and hand-on courses

Workshops and seminars at the ICRC 2014

Workshop: News in surgery techniques
Techniques, Demonstrations, Videos, Do-it-yourself
*Industrial sponsored workshop, language:
English and German
all courses have limited participation,
separate registration is necessary: www.emts-online.de
no additional fee for participation at the workshops*



COVIDIEN

positive results for life

Course I: Friday, October 10, 2014: 09.00 - 10.30 h
Young surgeons corner: hands-on-Workshop
Performing a colon anastomosis by hand suture and
machine suture
Practical course for young surgeons using animal bowel



Course II: Friday, October 10, 2014: 11.00 - 11.30 h
The Hyperthermic Intraperitoneal Chemoperfusion
Demonstration of special devices for HIPEC, tips and tricks



COVIDIEN

positive results for life

Course III: Friday, October 10, 2014: 12.00-12.45 h
Advanced surgeons corner:
Demonstration of stapling and energy based devices
of the future



Course IV: Friday, October 10, 2014: 12.00-12.45 h
Young surgeons corner: hands-on-Workshop
How to close the abdomen: Small bites
Demonstration of techniques



spirit of excellence

Course V: Friday, October 10, 2014: 15.30 - 16.00 h
Integration of modern technology in the operating room
Demonstration of media linking in the OR

poster session

Poster Presentation to all topics

18.00-19.00 h

Seminar Room: location for short oral presentations and poster presentations

Short oral Presentations of Poster Abstracts (3 min each + 2 min discussion)

Chairmen: Sigmar Stelzner, Dresden / GER - Andrea Formentini, Ulm / GER

P1: The Application of Fast-track Surgery to Elderly Colorectal Cancer Patients in the Perioperative Period

Tan Yu-Yan; Ji Zhen-Ling, Wang Dong; Wang Jing-Min

Department of General Surgery; Institute for Minimally Invasive Surgery;

Zhongda Hospital; Medical School; Southeast University; Nanjing; Jiangsu210009; China

P2: Effects of altered expression and activity levels of CK1 δ and ϵ on tumor growth and survival of colorectal cancer patients

Richter Julia(1), Ullah Kalim(1), Xu Pengfei(1), Peifer Christian(2), Vitt Daniel(3), Henne-Bruns Doris(1), Hillenbrand Andreas(1), Kornmann Marko(1), Leithäuser Frank(4), Bischof Joachim(1), Knippschild Uwe(1)

(1) University Hospital, Depart. of General & Visceral Surgery, 89081 Ulm, GER (2) Christian Albrechts Univ. of Kiel, Depart. of Pharmaceutical Chemistry, Gutenbergstraße 76, 24118 Kiel, GER (3) ASC Discovery GmbH, Am Klopferspitz 19a, 82152 Planegg-Martinsried, GER (4) University Hospital, Depart. of Pathology

P3: Characterization of heterocyclic compounds as potent inhibitors of CK1 isoforms and their ability to inhibit cancer cell proliferation

Bischof, Joachim (1) Richter, Julia (1); Zaja, Mirko (2); Alscher, Vanessa (1); Berg, Sebastian (1); Pospiech, Irmgard (1); Knippschild, Uwe (1)

(1) Depart. of General & Visceral Surgery, Ulm University Hospital; (2) ASC Discovery, Planegg-Martinsried

P4: Total and phosphorylated VEGFR-1 and its relevance for colon cancer metastasis – an immunohistochemical in situ study

Caren Jayasinghe^{1,2}, Nektaria Simiantonaki^{1,3}, Charles James Kirkpatrick¹

¹Institute of Pathology, Johannes Gutenberg University, Langenbeckstr. 1, 55101 Mainz, Germany

²Department of Pathology, Laboratory Medicine Cologne, Geibelstr. 2, 50931 Cologne, Germany

³Institute of Pathology Essen-Mitte, Am Deimelsberg 34a, 45276 Essen, Germany

P5: Therapy of colorectal neoplasias – are there limits for endoscopic interventions?

Loehnert, M, Doniec, JM

Depart. for General Surgery and Coloproctology, Bielefeld Hospital, An der Rosenhoehe 27, 33647 Bielefeld, GER

P6: Interpretation of stratified survival analyses using residual life expectancy

Benjamin Mayer¹, Silvia Sander¹, Marko Kornmann²

¹*Institute for Epidemiology and Medical Biometry, Ulm University*

²*Clinic for General and Visceral Surgery, Ulm University Hospital*

Poster group I (5 min each)

Chairmen: Pawel Mroczkowski, Magdeburg / GER - Thomas Barth, Ulm / GER

P7: Histopathological features of the tumor tissue predict colon cancer metastasis.

Caren Jayasinghe^{1,2}, Nektaria Simiantonaki^{1,3}, Charles James Kirkpatrick¹

¹Institute of Pathology, Johannes Gutenberg University, Langenbeckstr. 1, 55101 Mainz, Germany

²Department of Pathology, Laboratory Medicine Cologne, Geibelstr. 2, 50931 Cologne, Germany

³Institute of Pathology Essen-Mitte, Am Deimelsberg 34a, 45276 Essen, Germany

poster session

P8: The relevance of the VEGFR-1 ligands for colon cancer metastasis – an immunohistochemical in situ study.

J. Caren Jayasinghe^{1,2}, Nektaria Simiantonaki^{1,3}, Charles James Kirkpatrick¹
¹Institute of Pathology, Johannes Gutenberg University, Langenbeckstr. 1, 55101 Mainz, Germany
²Department of Pathology, Laboratory Medicine Cologne, Geibelstr. 2, 50931 Cologne, Germany
³Institute of Pathology Essen-Mitte, Am Deimelsberg 34a, 45276 Essen, Germany

P9: PPAR γ activator inhibits the proliferation of Caco-2 cells via increasing the expression of ABCA1

Wang Jing-Min, Gang Zhao; Yu-Yan Tan; Zhen-Ling Ji.
Department of General Surgery, Institute for Minimally Invasive Surgery, ZhongDa Hospital Southeast University, Medical School of Southeast University, Nanling, JiangSu 210009, China; Corresponding author: Zhen-Ling Ji, M.D., Ph.D.; Tel: 86-25-83262301; Address: 87 Ding Jia Qiao, Nanjing, JiangSu 210009, China;

P10: Differences between colon cancer and rectal cancer

S. Jafarov, M. Kornmann¹, J. Scheele¹, G. Farah², P. Hübener², K.H. Link²
Chirurgie I, Universitätsklinik Ulm¹; Chirurgisches Zentrum, Asklepios Paulinen Klinik Wiesbaden²

P11: Prognostic significance of fecal occult blood test for right-side colon cancer

Soichi Tanaka, Yasuhide Matsuda; Noritaka Oda; Yoshiko Aikawa; Takamaru Koda; Takeo Mori
Japan Society of Coloproctology; European Society of Coloproctology; Japan Surgical Society

P12: Proteins of the VEGFR and EGFR pathway as predictive markers for adjuvant treatment with fluorouracil, leucovorin plus irinotecan in patients with stage II/III colorectal cancer: results of the FOGT-4 trial

T. Thomaidis¹, A. Formentini², M. Möhler¹, M. Kornmann²
¹Klinik für Innere Medizin, Johannes-Gutenberg University Mainz, ²Klinik für Allgemein- und Viszeralchirurgie, Universitätsklinikum Ulm

Poster group II (5 min each)

Chairmen: Andrey Ivanov, St. Petersburg / RUS - Gregor Cammerer, Ulm / GER

P13: GIST - a rare differential diagnosis to colorectal cancer

Schmieder M¹, Lott S², Mayer B³, Knippschild U², Henne-Bruns D², Kramer K²
*1 Department of Internal Medicine, Alb-Fils-Kliniken, Goeppingen, Germany
2 Department of General and Visceral Surgery, University Hospital Ulm, Germany
3 Institute of Epidemiology and Medical Biometry, University of Ulm, Germany*

P14: Experience of extralevator perineo-abdominal excision for low rectal cancer

Soichi Tanaka, Yasuhide Matsuda; Noritaka Oda; Yoshiko Aikawa; Takamaru Koda; Takeo Mori
Matsuda Coloproctology Center; Japan Society of Coloproctology; European Society of Coloproctology

P15: Quality of life following sphincter-preserving rectal cancer resection.

Jan Scheele, Johannes Lemke, Marcus Meier, Doris Henne-Bruns, Marko Kornmann
Clinic of General and Visceral Surgery, University Hospital of Ulm, Ulm, Germany

P16: Management of giant perianal condylomata accuminata

Evelyn Hemper, Mathias Wittau, Doris Henne-Bruns, Marko Kornmann
Department of General and Visceral Surgery, University Hospital of Ulm, Ulm, Germany

P17: Brain Metastases in Gastrointestinal Cancers: Is there a Role for Surgery?

Johannes Lemke¹, Jan Scheele¹, Thomas Barth², Doris Henne-Bruns¹, Marko Kornmann¹
*1) Clinic of General and Visceral Surgery, University of Ulm, Ulm, Germany.
2) Department of Pathology, University of Ulm, Ulm, Germany.*

general information

organization - registration

Language

Congress language is English.

Certificate

18 CME Credit points of medical council Baden Württemberg are accepted.

17 AIO Credit points are accepted.

Conference site

University Hospital of Ulm, Oberer Eselsberg

Lecture Hall, Medical Hospital

Albert-Einstein-Allee 25, D-89081 Ulm, Germany

General Information

EMTS CongressCommunication

Reichenberger Str. 16, D-91325 Adelsdorf, Germany

Tel: +49- 9195- 9217550, e-mail: miriam.schatz@emts-online.de

Hotel reservation

We kindly ask you to find a big variety of hotels also b&b at tourist information www.tourismus.ulm.de.

The information is given in 9 different languages

Registration

online at www.emts-online.de

The registration is only possible online by using the symposium's registration form: www.icrcc.de

Your online-registration will be confirmed by e-mail.

In case you receive no online-confirmation, we kindly ask you to contact the organizing team by e-mail: miriam.schatz@emts-online.de

Your registration is accepted after receiving the full amount of your registration fee. Confirmation of payment will be sent by e-mail in due course.

Registration fee

Early registration (until August 1, 2014)	€ 120,00
Late registration (August 1, 2014 - October 1, 2014)	€ 150,00
On site (October 9-11, 2014)	€ 180,00

Students with Student-ID: € 25,00

There is no fee for members of the ICRCC with membership longer than 12 months.

general information

registration

The registration fee includes

- Admission to all scientific sessions and poster area
- Lunches and coffee breaks according to the program
- A symposium bag & materials (confirmation of participation, program, book of abstracts, ID badge)

Payment must be made in Euros (EUR) by bank transfer only.

Please note that ALL ADMINISTRATIVE BANKING FEES must be paid by the registrant. Your registration is only accepted after sending the complete payment.

Details for the account:

IBAN: DE 78 750 601 500 000 169 480

BIC: GENODEF1R02

Account holder: Miriam Schatz - EMTS

Address of account holder: Reichenberger Str. 16, D- 91325 Adelsdorf – Germany

Name and address of the bank:

Raiffeisenbank Regensburg, Regensburger Str. 1a, D- 93138 Lappersdorf-Germany

Please add in the bank transfer the full name(s), country and key-word:

[ICRCC 2014 Ulm](#)

To facilitate easy processing, please send a digitalized copy of the bank receipt to with the name(s) of the registrant(s) clearly identified.

Registrations onsite can only be paid by cash (€ only).

In the case of cancellation of participation before October 1st 2014, registration fees will be refunded less € 20,- handling fee per person. After that date, no further refunds will be issued.

Should participants have any special requests with regard to invoicing, they should kindly let us know when submitting the registration form. All invoices will be given to participants after arrival at the registration desk of the Symposium.







If the Symposium is cancelled for whatever reason, fees paid will be refunded. Further recourse is excluded.

industrial support industrial exhibition

Offenlegung der Unterstützung der Veranstaltung ICRC 2014 gemäß
erweiterter Transparenzvorgabe des FSA-Kodex Fachkreise

 B BRAUN SHARING EXPERTISE	Aesculap AG / BBraun	€ 2.500,00 Ausstellungsstand / Workshop
	C.R.Bard GmbH	€ 1.500,00 Ausstellungsstand
 Bayer HealthCare <small>Science For A Better Life</small>	Bayer Vital GmbH	€ 500,00 Präsentationsfläche
	Coloplast GmbH	€ 500,00 Präsentationsfläche
 COVIDIEN <small>positive results for life</small>	Covidien Deutschland GmbH	€ 4.500,00 Ausstellungsstand / 2 Workshops
	ERBE Elektromedizin GmbH	€ 1.000,00 Ausstellungsstand
 ETHICON <small>PART OF THE Johnson-Johnson FAMILY OF COMPANIES</small>	Johnson & Johnson Medical GmbH	€ 850,00 Anzeige im Programmheft
 INTEGRA <small>LIMIT UNCERTAINTY</small>	Integra GmbH	€ 1.500,00 Ausstellungsstand
 STORZ <small>KARL STORZ – ENDOSKOPE</small>	KARL STORZ GmbH & Co.KG	€ 1.500,00 Ausstellungsstand
 medac <small>onkologie</small>	medac GmbH	€ 7.500,00 Ausstellungsstand, Anzeige Sponsoringleistung
 NORGINE <small>Partners For A Healthier Life</small>	Norgine GmbH	€ 500,00 Präsentationsfläche
 NOVARTIS ONCOLOGY	Novartis Pharma GmbH	€ 1.000,00 Ausstellungsstand
 OLYMPUS	Olympus Deutschland GmbH	Ausstellungsstand

industrial support industrial exhibition

	PAJUNK Medical Produkte GmbH	€ 1.500,00 Ausstellungsstand
	PubliCare GmbH	€ 500,00 Präsentationsfläche
	Richard Wolf GmbH	€ 1.500,00 + Ausstellungsstand / Workshop
	Roche	€ 1.000,00 Ausstellungsstand
	Takeda Pharma Vertrieb GmbH	€ 1.500,00 Ausstellungsstand
	Technomedics GmbH	€ 1.500,00 Ausstellungsstand

Wir bedanken uns für die Unterstützung durch die Partner aus der Industrie. Ohne diese Unterstützung ist die erfolgreiche Umsetzung einer solchen Veranstaltung nicht möglich.

Herzlichen Dank!

Prof. Dr. Marko Kornmann
für den ICRCC
im Namen des Organizing Committee und der Faculty

Industrierausstellung:

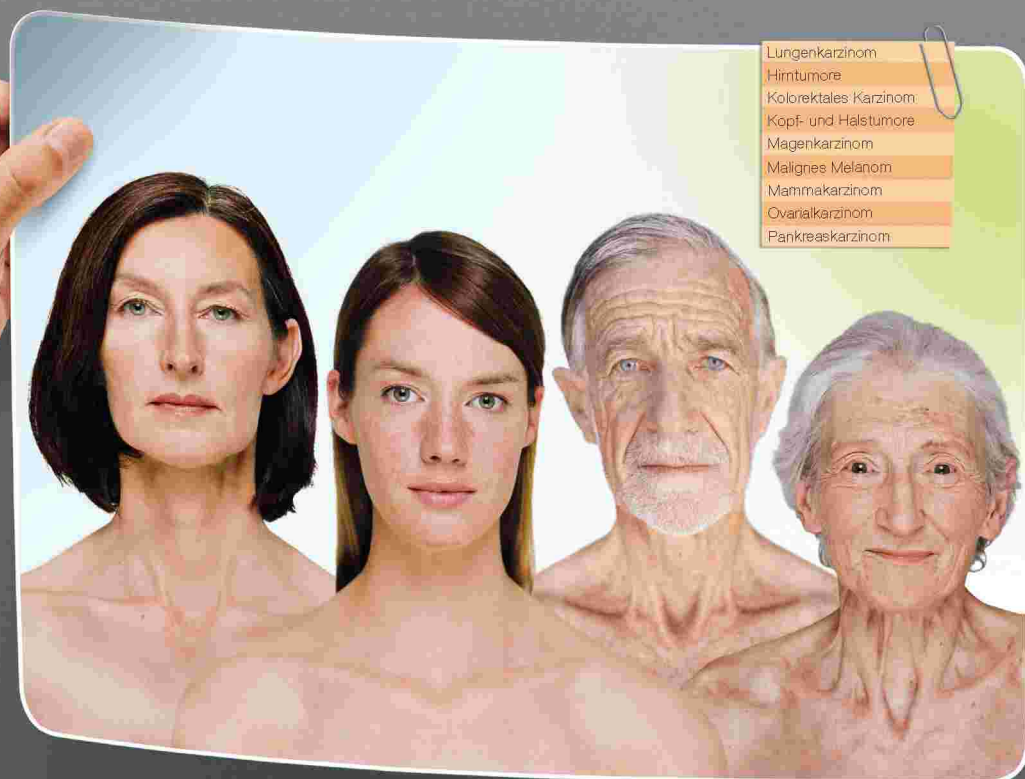
In den Foyers um den Hörsaal der Medizinischen Klinik findet eine Industrierausstellung zusammen mit der wissenschaftlichen Posterausstellung statt. Während der Pausen werden Kaffee, Tee und Kaltgetränke dort serviert. Bitte besuchen Sie in den Pausen die Ausstellung:

Öffnungszeiten:

Donnerstag, 09. Oktober 2014:	15.00 – 18.00 h
Freitag, 10. Oktober 2014:	10.00 – 16.30 h
Samstag, 11. Oktober 2014:	10.00 – 13.00 h

Der Mensch im Fokus.

Unser oberstes Ziel ist es, Menschen mit Tumorerkrankungen eine bestmögliche Therapie zur Wiederherstellung ihrer Gesundheit und Lebensqualität anbieten zu können. Zu diesem Zweck unterstützen wir Ärzte und Apotheker mit einer stetig wachsenden Anzahl von State-of-the-Art Therapeutika verbunden mit einem professionellen wissenschaftlichen Service und fairen Preisen.



medac
onkologie
www.medac.de